


Is PBS Effective?


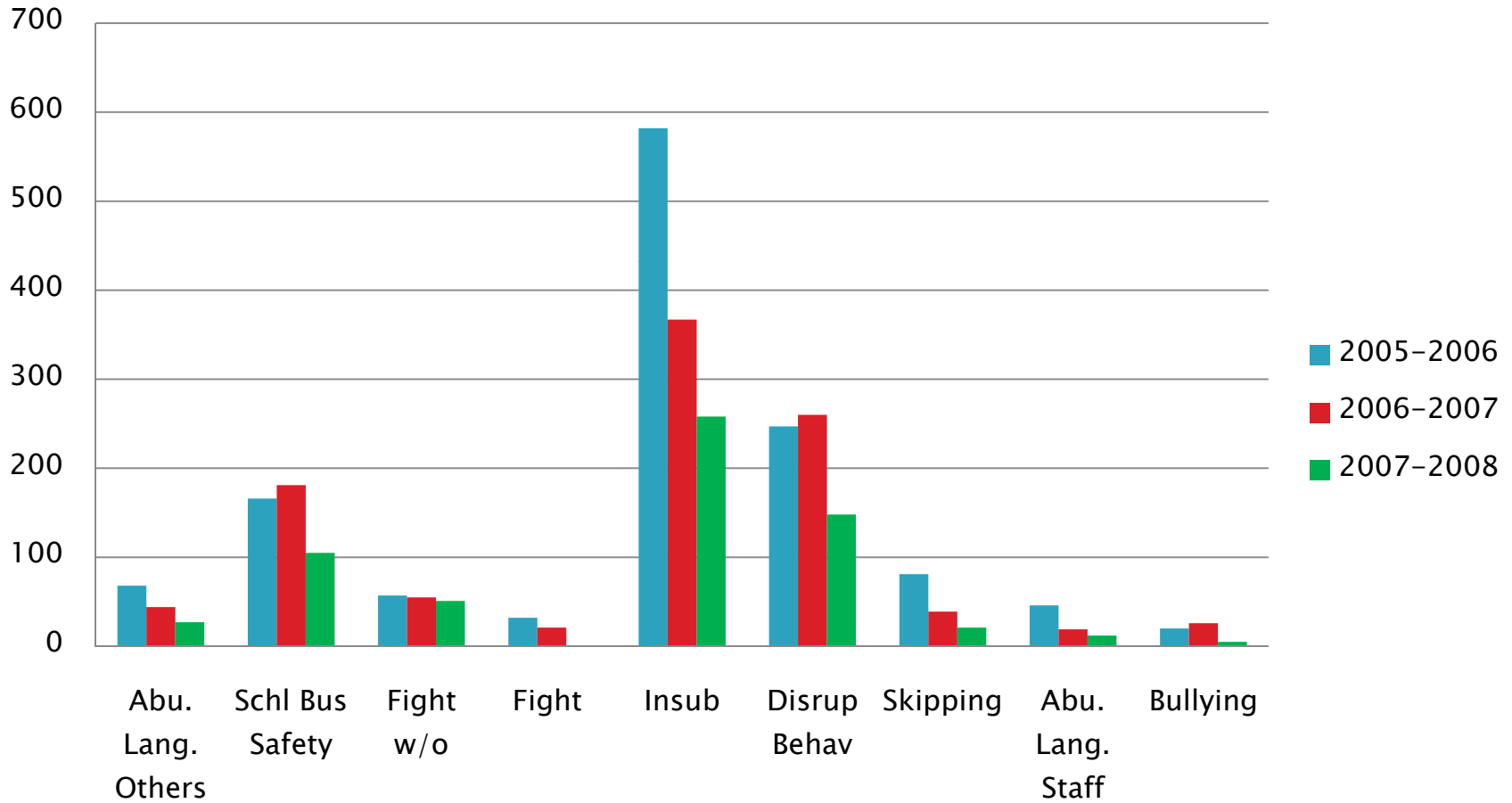


Discipline by Behavior

	2005-2006	2006-2007	2007-2008
Abusive Lang. Others	68	44	27
School Bus Safety	166	181	105
Fight w/o Injury	57	55	51
Fight	32	21	1
Insubordination	582	367	258
Disruptive Behavior	247	260	148
Skipping	81	39	21
Abusive Lang. Staff	46	19	12
Bullying	20	26	5



Discipline by Behavior




Referrals per Day per Month


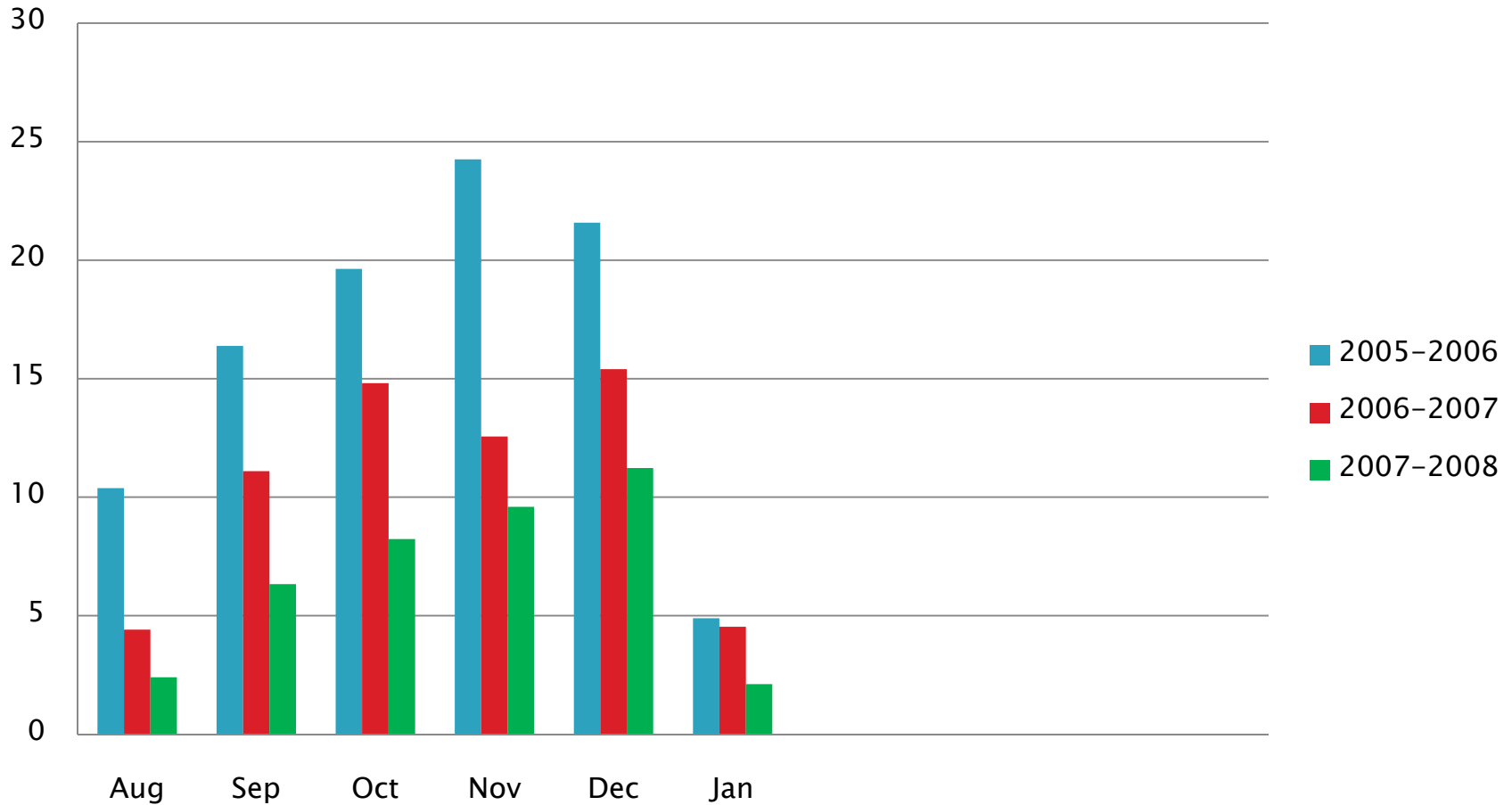
	2005-2006	2006-2007		2007-2008		
August	10.38	4.41	(-57.5%)	2.4	(-76.9%)	(-45.6%)
September	16.38	11.1	(-32.2%)	6.33	(-61.4%)	(-43.0%)
October	19.63	14.81	(-24.6%)	8.23	(-58.1%)	(-44.4%)
November	24.25	12.56	(-48.2%)	9.59	(-60.4%)	(-23.6%)
December	21.58	15.4	(-28.6%)	11.23	(-48.0%)	(-27.1%)
January	4.89	4.53	(-7.4%)	2.11	(-56.9%)	(-53.4%)

Red—Compares school year to 2005-2006 (no PBS)

Green— Compares school year 2006-2007 (1st Year of PBS)



Referrals per Day per Month



Is PBS Effective?

