

Play song "We're All in This Together" and all team members run into M.P.R. with pom poms and #1's. Spread throughout the room clapping to the song.

After song:

PBS TEAM YELLS: "Give me a R!"(Hold up poster)

Teachers respond "R!"

PBS TEAM YELLS: "Respect for All"

PBS TEAM YELLS: "Give me an O!" (Hold up poster)

Teachers respond "O!"

PBS: "On time, on task"

PBS TEAM YELLS: "Give me an A!" (Hold up poster)

Teachers respond "A!"

PBS: "Achieve my best"

PBS YELLS: "Give me a R!" (Hold up poster)

PBS: "Responsible Citizen!"

PBS: "What's that spell? (Hold up all letters)

Teachers: Roar!

PBS: "I can't hear you!"

PBS: "Say it again!"

Teachers: ROAR!

ROAR

Teacher checklist for First Week of School

Respect For All, On Time On Task, Achieve My Best, Responsible Citizen:

Arrival Expectations _____

Emphasize arrival posters that teach expectations to students. Be sure to include what is expected in the hallway in the morning. If a student is going to eat breakfast, they must report to the cafeteria first, then the hallway. The students need to be respectful to the adults on duty.

Classroom Expectations _____

Bell Work: Students need an assignment to accomplish as soon as they enter the classroom.

Emphasize classroom rules. Teach classroom procedures that include and incorporate procedures for:

What conversation is allowed (in group, independent practice and while teacher is teaching)

Asking for help (raising hand, asking a buddy, a signal)

Movement (what movement is allowed during what activity, groups vs. lecture)

Participation (teach what is expected and what it looks like)

Practice fire and lockdown procedures

Review acceptable school dress code

Teach how to use agenda **daily**

Review ROAR (Respect For All, On Time On Task, Achieve My Best, Responsible Citizen)

Emphasize zero tolerance for unsafe, inappropriate behavior

Homework policy

Tardy policy

Computer Use

Parent contact procedures

Emphasize importance of time management

Practice attention signal: "**Give Me Five**"

Hallway/Campus Expectations

Practice walking in line, to the right three squares away from the wall. Practice how to be quiet and courteous while walking around campus. Use respectful tones and words with all adults while on campus. Teach what respectful tones and words are acceptable. Have students address adults that are speaking to them.

Cafeteria Expectations

Emphasize cafeteria expectations. Practice how to respond to staff in group areas, practice "**Give Me Five**". Review how the students will be dismissed from tables in the cafeteria. 1. **STAND** (do not move) 2. **CHECK YOUR AREA** (table and floor) 3. **PICK UP TRASH** (even if it isn't yours) 4. **WALK** (when the adult tells you to)

Restroom Expectations

Highlight expectations from the poster. Be sure to always have a buddy. No more than three students at a time. Be respectful to other students.

Playground Expectations

Practice using equipment correctly. Practice taking turns. Use structured recess only at your scheduled time. Go over procedure for restroom use, getting drinks of water and going to the nurse.

Dismissal Expectations:

Introduce and practice pack-up procedures

Dismiss promptly – if car riders are late, the entire car line will stop

Highlight dismissal expectations from different areas:

North walkers/South walkers/Back walkers- Meet your party at the designated area and leave campus immediately. North walkers meet at front of building three where sidewalks meet. Back walkers meet at the gate. South walkers are to meet by the front of building four.

Bus riders- go directly to area, sit down and wait to be called.

Aftercare/daycare- go directly to area and follow expectations

Afternoon activities- go directly to your area and wait patiently for adult to arrive

Car riders- go directly to building three, sit with your back against the wall, listen for your car rider tag number and do not talk.

Reminder: This orientation should be reviewed on a regular basis. You can emphasize routine, guidelines and procedures through your bell work, quizzes and other activities throughout the year. It is mandatory that ALL procedures discussed throughout the first five days of school be repeated, practiced and highlighted consistently on the following dates and throughout the year:

August 20, 2007

November 2, 2007

January 28, 2008

April 14, 2008

Some ideas to incorporate PBS into the curriculum:

Respect for All:

Play RESPECT song – writing prompt on what Respect means to you. Discuss.

Role play using different tones and volumes but saying the same thing – “Yes”.

Write a Poem or draw pictures of what Respect means.

Have students research different cultures to find out how they define “Respectful”.

Discuss characters in a story and how they did not show respect, and then have the students rewrite the story with the character showing respect.

On time, On Task:

Teach why time and time management is important. Have a discussion or writing prompt on “What would happen if...”

Stress the importance of school and how it is their job and why it is important to participate and complete tasks.

Achieve My Best:

Act out skits on how it feels to be successful and help others. Incorporate pair share activities.

Responsible Citizen:

Create posters that show responsible citizens. Role play responsible citizens.


Other ideas:

Have the students compose a song/rap with the expectation.

Have students come up with a campaign for promoting expectations to the entire student body.

Write your own play centered around one of the school expectations.

THASKEER



R – Respect for all

O - On time, On task

A - Achieve my best

R - Responsible citizen

Possible Interventions

Re-teach Expectation
Seating change
Timeout/Buddy Class
Agenda Note to Parent
Phone call to Parent
Parent Conference
Loss of class privilege
Student Conference
Refer to Guidance
Student Contract
Point Sheet
Teacher Detention
Silent Lunch
Other

40+ things to do with Max Money

<i>Individual: Teacher Responsibility</i>	<i>Class: Teacher Responsibility</i>	<i>School wide: PBS TEAM Responsibility</i>
<ul style="list-style-type: none"> Lunch time with teacher Computer time Game time during lunch Buy supplies First choice for centers Teacher assistant Show and Tell Line Leader Lunch with Staff member Early morning entry Homework Pass Escort/Runner Prize box First choice of recess equipment Student "Teach" an area for the day (Wordo, Multiplication Bingo) Student Reader to another class Job shadow a teacher Pass out papers Treat sale (Juice boxes, Little Debbie) Tickets for weekly drawings Five minute free time card 	<ul style="list-style-type: none"> Extra recess Lunch outside Popcorn Party Sno-cone party Play game at recess with teacher Lunchtime game Sweet treat Party (cookies ask manager in cafeteria, frozen pops) Class Raffle Extra Reading time Class Play PJ Reading party Water Balloon throw at teacher Behavior of the day Game time 	<ul style="list-style-type: none"> Mini Mall weekly Max Mall (with donated items) monthly Special days per grade level two weeks without a violent behaviors Karaoke Singer on day in cafeteria monthly Picnic Lunch with principals Family Night Dances Festivals

THANK YOU FOR SUBBING AT THACKER AVENUE ELEMENTARY. TO MAKE YOUR DAY EASIER WE HAVE HIGHLIGHTED SOME SIGNIFICANT POINTS. WE HOPE YOU FIND THIS BROCHURE HELPFUL IN GUIDING YOUR DAY.



1. EXPECTATIONS ARE DISPLAYED THROUGH OUT THE SCHOOL FOR STUDENTS IN PRE K-FIFTH GRADE.
2. CLASSROOM RULES SHOULD BE POSTED IN EVERY ROOM.
3. HALLWAY EXPECTATIONS ARE POSTED IN EVERY BUILDING.
4. RESTROOM EXPECTATIONS ARE POSTED IN EVERY BUILDING.
5. STAFF MEMBERS MODEL PBS RULES AND EXPECTATIONS FOR STUDENTS.
6. STUDENTS ARE REWARDED FOR DISPLAYING APPROPRIATE EXPECTATIONS IN SCHOOL. (THIS IS GIVEN BY HANDING OUT MAX MONEY)

WHAT IS SCHOOL-WIDE

POSITIVE BEHAVIOR SUPPORT?

POSITIVE BEHAVIOR SUPPORT IS A DIFFERENT WAY OF HANDLING DISCIPLINE. IN A SCHOOL SETTING, IT CANNOT BE ASSUMED THAT STUDENTS KNOW CORRECT BEHAVIORS. CHILDREN COME FROM DIFFERENT BACKGROUNDS AND CULTURES THAT VIEW BEHAVIOR IN THEIR OWN UNIQUE WAYS. WHEN A CHILD MISBEHAVES, THE SCHOOL VIEWS IT AS A SKILL DEFICIT. THEREFORE, STUDENTS ARE TAUGHT APPROPRIATE SCHOOL BEHAVIORS AND EXPECTATIONS. STUDENTS ARE REWARDED WHEN THEY DISPLAY THE EXPECTED BEHAVIOR.

CONSEQUENCES ARE STILL GIVEN FOR INAPPROPRIATE BEHAVIOR.

THESE CONSEQUENCES MAY INCLUDE:

- TELEPHONE CALLS TO PARENTS
- LOSS OF PRIVILEGES
- AFTER SCHOOL OR LUNCH DETENTION
- SATURDAY SCHOOL
- OUT OF SCHOOL SUSPENSION (OSS)



POSITIVE BEHAVIOR SUPPORT (P.B.S.)

A GUIDE FOR SUBSTITUTES

WILDCATS...
RESPECT FOR ALL
ON TIME, ON TASK
ACHIEVE MY BEST
RESPONSIBLE CITIZEN



THACKER AVENUE ELEMENTARY
301 NORTH THACKER AVENUE
KISSIMMEE, FLORIDA 34741
(407) 935-3540

IF AT ANY TIME YOU NEED ASSISTANCE WITH DISCIPLINE OR OTHER ISSUES YOU MAY CONTACT:

1. Ms. D'AMARIO EXT. 14103
2. MR. ROUGHNEEN EXT. 14104
3. MR. GOODEN EXT. 14618
4. MRS. LAUGHREY EXT. 14102
5. MR. FERGUSON EXT. 14101


IF YOU CAN NOT REACH THESE INDIVIDUALS AT THE EXTENSIONS LISTED PLEASE CALL THE FRONT OFFICE AT EXT. 14093 AND ASK THAT ONE OF THEM BE CONTACTED ON THE RADIO.

ANY TYPE OF PHYSICAL ALTERCATION NEEDS TO BE REPORTED TO ONE OF THE PEOPLE MENTIONED ABOVE, NO MATTER HOW MINOR OR TRIVIAL IT MAY SEEM.


IF A STUDENT REQUESTS TO GO TO THE NURSE, WE ASK THAT YOU HONOR THIS REQUEST AND PLEASE SEND THEM. THE NURSE MAY BE CONTACTED AT EXT. 14510.

IT IS OUR HOPE THE PROVIDING YOU WITH THE FOLLOWING WILL MAKE YOU DAY GO SMOOTHLY AND ENSURE THAT THACKER IS TRULY "A GREAT PLACE TO LEARN AND A GREAT PLACE TO BE."

SCHOOL - WIDE EXPECTATIONS



- PLAYGROUND EXPECTATIONS
 - USE EQUIPMENT PROPERLY AND SAFELY
 - BE A GOOD SPORT
 - TAKE TURNS AND SHARE



CLASSROOM EXPECTATIONS

- FOLLOW DIRECTIONS THE FIRST TIME GIVEN
- KEEP HANDS, FEET AND ALL OBJECTS TO YOURSELF
- BE PREPARED AT ALL TIMES
- BE COURTEOUS AND RESPECTFUL
- USE APPROPRIATE LANGUAGE.



RESTROOM EXPECTATIONS

- HANDS, FEET, AND OBJECTS TO YOURSELF
- NO MORE THAN THREE (3) STUDENTS IN THE RESTROOM AT A TIME
- BE COURTEOUS AND RESPECTFUL



CAFETERIA EXPECTATIONS

- USE INDOOR VOICES
- KEEP HANDS, FEET AND OBJECTS TO YOURSELF
- FOLLOW DIRECTIONS THE FIRST TIME



- SINGLE FILE, FACE FORWARD
- HANDS TO YOURSELF
- KEEP TO THE RIGHT, AWAY FROM THE WALL
- BE QUIET AND COURTEOUS



ARRIVAL EXPECTATIONS

- GO DIRECTLY TO YOUR AREA
- STAY PUT
- REMAIN SEATED, BACK AGAINST THE WALL
- BE QUIET AND COURTEOUS
- ASK PERMISSION TO GET UP



DISMISSAL EXPECTATIONS

- GO DIRECTLY TO YOUR AREA
- STAY PUT
- REMAIN SEATED, BACK AGAINST THE WALL
- BE QUIET AND COURTEOUS
- ASK PERMISSION TO GET UP