



**POSITIVE BEHAVIOR SUPPORT
AND
GOLDEN TERRACE ELEMENTARY SCHOOL**

WHAT IS POSITIVE BEHAVIOR SUPPORT (PBS)



- It is a collaborative, assessment based approach to developing effective interventions for problem behaviors.
- It is based on understanding the PURPOSE the problem behavior serves the student (WHY)
- Aim is to build effective environments in which positive behavior is more effective than problem behavior.

According to Research

- There are **15** negative responses for every positive **1** given. With the PBS, it changes to **1** negative response for every **4** positive given.
- For a child **to learn something new**, it needs to be repeated an average of **8 times**.
- For a child **to unlearn an old behavior** and replace it with a new behavior, the new behavior must be repeated an average of **28 times**.

-Harry Wong

TRADITIONAL DISCIPLINE VERSUS POSITIVE BEHAVIOR SUPPORT


Traditional

- Focused on the student's problem behavior.
- Reactive in nature.
- Goal was to stop undesirable behavior, through the use of punishment.




PBS

- Replaces undesired behavior with a new behavior or skill.
- Alters environments, teaches appropriate skills, and rewards appropriate behavior.



LEVELS OF PBS

- **School-wide**: procedures and processes intended for ALL students, staff, in specific settings and campus-wide.
- **Classroom**: processes and procedures that reflect school-wide expectations for student behavior that is coupled with classroom strategies.
- **Individual Student**: processes and procedures reflecting school-wide expectations, team-based strategies tailored for individual students.



SCHOOL WIDE EXPECTATIONS

- BE SAFE
- BE RESPECTFUL
- BE RESPONSIBLE
- BE A LEARNER






GTE Mission Statement

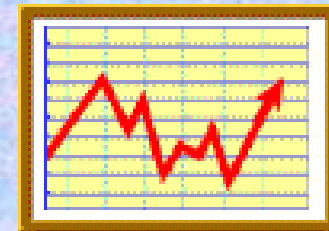
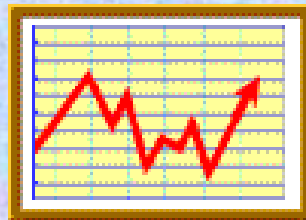
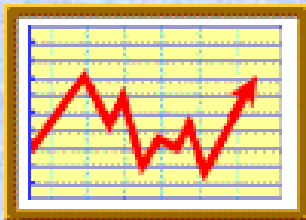


Finding and rewarding the positive in all students so they will want to become a life long learner.



WITH PBS GTE WILL:

- Develop a school-wide plan
- Examine patterns of behavior
- Modify discipline referral process forms
- Establish expectations & rules
- Create a reward/incentives program
- Refine consequences
- Monitor, evaluate, and modify





Steps For Teaching Procedures



- **Explain** – Introduce the procedure by explaining when you will use it.
- **Rehearse** – Practice the procedure under your supervision. Ask several students to model the procedure.
- **Reinforce** – Re-teach, rehearse, practice, and reinforce the classroom procedures until it becomes routine.

Scholar Dollars Incentive Program

Students earn a salary for the following and a bonus for the highlighted areas:

1. Attendance

- * Student is at school.
- * Student is on time.

2. Behavior

- * Student follows classroom rules.

3. Community

- * Student cooperates with class and teachers.
- * Student shows kindness to others.
- * Student uses polite words or good manners.
- * Student is helpful to classmates and teachers.

4. Do the work

- * Student stays on task and completes class work.
- * Student participates in all class activities.
- * Student brings home and returns promptly notes, report cards or homework as requested.

5. Effort

- * Student does his or her best at all times.
- * Student has a positive attitude.
- * Student keeps trying and asks for help if the work is difficult.

The first job of every student at GTE is Learning!



Quarterly Incentives



Each quarter students who earn enough money may attend the quarterly party paid through PBS funds.

- **1st Quarter** – Popcorn and Juice
- **2nd Quarter** – Ice cream Social
- **3rd Quarter** – Pizza party and Juice
- **4th Quarter** – PBS Carnival






GTE Feather Incentive Program



- Feathers are given to students who display positive character traits outside the classroom.
- Feathers are kept in a container within the classroom until lunchtime and then brought down to the cafeteria.
- Each morning on the news 2 feathers from each grade level are drawn and the winners receive a prize from the prize box in the office.

Ideas for embedding school-wide expectations into lessons

- In your binder you will find ideas for lesson plans to teach character traits to your students.
- As the year progresses we hope to add to these ideas as teachers share their lessons with the rest of us.



On the Flip Side of Discipline...

Citizen of the Month and Citizen of the Week

Please inform your team about the incentive programs at GTE so that we can begin acknowledging students during the month of September.

Citizen of the Month

One student per Grade level team

Teacher fills out Citizen Template in the Behavior fold on Edushare drive.

Email a copy to Media Specialist the last week of the month.

GTE North-Courtney Zepeda

GTE South-Lisa Perry

Names will be announced on the GTE News during the first week of the next month.

Students of the Week

Terrific Toucans are given to students who display positive character traits

Each week a student is chosen from each classroom and recognized on the GTE News for showing positive character traits for the week.

Procedures For Lunch Bunch

- **PROCEDURES FOR LUNCH BUNCH**
- As part of the Positive Behavioral Support (PBS) Plan, it is the duty of the PBS team to recognize and bring to the attention of the school problem areas within the school. Currently, the major behavioral issue is abusive behavior/physical aggression. The PBS team would like to reward those students who are showing positive behavior and making right choices when it comes to issues or problems with other students or classmates.
- Each Friday two students from each class will earn media passes from their teacher. One student is **Student of the Week** and the other student must have had **great behavior for the week**.
- During recess they are to come to the media center with their passes.
- The students will engage in different activities such as board games, puzzles, reading, art, etc.
- The students will be dismissed from the media center at their scheduled recess pickup time to line up with their class.
- Students who displayed disruptive behavior will be asked to leave the media center and go out to recess with their class.

Strategies for Handling a Variety of Inappropriate Behaviors

Students who...

- Use Inappropriate comments or noises
- Fights with other students or angers easily
- Does not stay on task
- Has difficulty listening
- Has difficulty following directions
- ❖ Use the above checklists as a form of documentation

Major and Minor Incidents

- Definitions
- Administrative Action
- How to manage Minor and Major referrals
- Referral Procedures

Specific Infraction Paragraphs

- In your binder you will find several infraction paragraphs with questions to follow.
- Please use to re-teach a procedure or expectation
- The student reads the paragraph and answers the questions that follow.
- Students must return the form signed.
- Keep in student file as a form of documentation and communication with parents.

